


 **First** in Quality. Built to **Last**.



EASTEY CONVEYORS

VARIABLE SPEED CONVEYORS

MODELS

C1248, C1272, C1848, C1872, C2430, C2472

RELIABLE PRODUCT TRANSPORT

Eastey's variable speed conveyors offer the quality that you have come to rely on from Eastey. The Eastey conveyors offer a reliable stand-alone product transport for primary or secondary product marking, and make a convenient add-on infeed or exit feed conveyor to existing case taping or shrink wrapping equipment.

DESIGNED FOR INK JET APPLICATIONS

Eastey's conveyor design is perfect for integration with ink jet printing equipment. Each conveyor comes pre-drilled in multiple locations to easily add printer and encoder mounting brackets. The smooth drive belt provides consistent speed for reliable, scannable barcoding and product transfer. Systems include a lower shelf with holes for cable management and provide storage for supplies such as spare printheads, printer and UV LED control boxes, spare ink, and more.

CONVENIENT PRODUCT TRANSPORT

Small footprint, seamless self-tracking belt, extrusion rail for mounting printer hardware, and magnetic mounted control box make the Eastey Conveyor Series an ideal solution for case coding and product transport.

EASE OF USE

Eastey conveyors utilize an endless belt with self-tracking V-groove for consistent alignment. The variable speed drive motor is adjustable up to 100 fpm for a variety of applications. The unit also features a magnetic control box that can be mounted on either side of the conveyor. Conveyor legs are adjustable from 20" up to 33.5". The system is designed to keep maintenance to a minimum and provide a fast and efficient method of product transport.

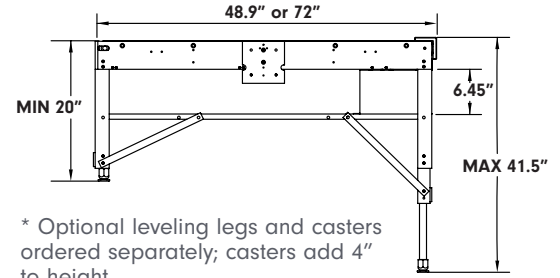
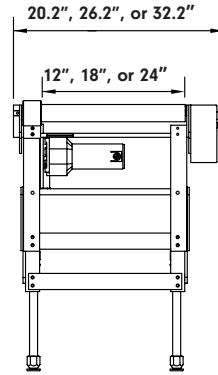
INDUSTRIAL STRENGTH OPERATION

Heavy-duty motor, industrial strength drive belt, and a simple design make Eastey Series Conveyors a workhorse that will stand up to your toughest challenges. Each conveyor is made from 1/4" steel that will withstand even the most rugged applications. A custom two part epoxy finish protects the machine from abusive conditions and ensures years of use.

THE RIGHT SOLUTION

Rugged design. Modular control. Simple operation. Your benefits go on and on. When it comes to industrial operation, rely on Eastey to provide the right solution for your product handling needs.

EASTEY CONVEYOR SERIES



* Optional leveling legs and casters ordered separately; casters add 4" to height.

1. Single or dual optional side rails are available for box or primary product guidance
2. Magnetic control box can be mounted on either side of conveyor
3. Shelf included for storage such as spare print heads, printer and UV LED control boxes, spare ink, and more
4. Included extrusion rail makes for easy for integration with ink jet printers and other equipment



EASTEY CONVEYOR FEATURES | CONVEYOR SPECIFICATIONS

<ul style="list-style-type: none"> • Magnetic control box mounting • Extrusion rail to easily mount ink jet printing systems and guide rails • Pre-drilled hole for encoder mounting • Shelf for various storage • Small space-saving footprint • Seamless self-tracking belt • 1/4" cold rolled steel • Variable speed drive • Optional guide rails available • Safety cover over pinch points • Smooth, consistent belt speed 	Machinery Makeup Industrial strength 12 gauge steel, powdered coated for durability				
	Variable Speed Up to 100 fpm				
	Conveyor Height Adj. With 9" leveling legs: 20" – 33.5" (50.8cm – 85.1cm) <small>Legs and casters ordered separately</small> With 9" legs and casters: 24" – 37.5" (61cm – 95.3cm) With 17" leveling legs: 28" – 41.5" (71.1cm – 105.4cm) With 17" legs and casters: 32" – 45.5" (81.2cm – 115.6cm)				
	Max Weight Capacity C1248, C1848, C2430, & C2472 <u>90 lbs.</u> maximum weight C1272, C1872 <u>100 lbs.</u> maximum weight				
	Electrical Requirements 110V 5A Single Phase				
	MODEL	Length	Machine Width	Conveyor Width	Weight
	C1248	48.9"	20.2"	12"	160 lbs.
	C1272	72"	20.2"	12"	175 lbs.
	C1848	48.9"	26.2"	18"	175 lbs.
	C1872	72"	26.2"	18"	260 lbs.
C2430	30"	32.2"	24"	220 lbs.	
C2472	72"	32.2"	24"	300 lbs.	

EASTEY CONVEYOR OPTIONAL ACCESSORIES

Leveling Legs and Casters	Leveling legs and lockable casters for adjustable height and easy movement throughout the plant
Additional Printhead Mounting Plate	Predrilled to mount full family of Squid Ink Printing Systems
Guide Rails	Heavy-duty adjustable height and reach to align product for consistent print (sold separately per side)
E-Stop	Large safety mechanism to shut off conveyor immediately

©EasteY 2022. Specifications subject to change. All trademarks are property of their registered owners.



7041 Boone Avenue North, Brooklyn Park, MN 55428
 (763) 428-4846 1 (800) 835-9344
 www.easteY.com info@easteY.com



ENGAGE technologies corporation